



Powered access hire

Taking you to
new heights

Our range

We work with the UK's market-leading platform rental, servicing and training providers to give you access to over 65,000 machines. We can guarantee availability for all site applications combined with excellent service, advice and technical support.

Hiring of equipment is available for regular hire or long term – whichever suits you best.

We have highlighted some popular options here but if you would rather tell us what type of work you're undertaking, when you're doing it and where you require delivery to, we will do the necessary leg work to source the most appropriate items at the best availability and price.



Fast delivery, with next day options available

Give us a call to find out more.



Straight up - Low level access and scissor lifts

LOW LEVEL

BATTERY SCISSORS

DIESEL SCISSORS

- Group Code
- Manufacturer
- Reach Height (Max)
- Platform Height (Max)
- Length (Stowed)
- Deck Extension
- Closed Height (Stowed)
- Width
- Lifting Capacity
- Weight
- Power Supply
- Tyres
- Ideal Ground Conditions
- IPAF Licence Category

LM5PE
Power Tower
Reach Height (Max) **3.5m**
Platform Height (Max) **1.5m**
Length (Stowed) **0.985m**
Deck Extension **N/A**
Closed Height (Stowed) **1.55m**
Width **0.7m**
Lifting Capacity **150kg**
Weight **180kg**
Power Supply **Manual**
Tyres **Non Marking**
Ideal Ground Conditions **Flat / Slab**
IPAF Licence Category **PAV**

PECOLIFT
(PUSH AROUND)

LE16VM
Skyjack
Reach Height (Max) **6.75m**
Platform Height (Max) **4.75m**
Length (Stowed) **1.37m**
Deck Extension **0.41m (Traversing)**
Closed Height (Stowed) **1.79m**
Width **0.77m**
Lifting Capacity **227kg**
Weight **971kg**
Power Supply **Battery**
Tyres **Non Marking**
Ideal Ground Conditions **Flat / Slab**
IPAF Licence Category **3a**

SJ16

SE2646
Skyjack
Reach Height (Max) **9.92m**
Platform Height (Max) **7.92m**
Length (Stowed) **2.31m**
Deck Extension **1.22m**
Closed Height (Stowed) **1.79m**
Width **1.17m**
Lifting Capacity **454kg**
Weight **2170kg**
Power Supply **Battery**
Tyres **Non Marking**
Ideal Ground Conditions **Flat / Slab**
IPAF Licence Category **3a**

4626

SD2668
Skyjack
Reach Height (Max) **9.92m**
Platform Height (Max) **7.92m**
Length (Stowed) **3.35m**
Deck Extension **1.52m**
Closed Height (Stowed) **1.61m**
Width **1.72m**
Lifting Capacity **567kg**
Weight **3505kg**
Power Supply **Diesel**
Tyres **Foam Filled**
Ideal Ground Conditions **Rough Terrain**
IPAF Licence Category **3a**

6826RT

- Group Code
- Manufacturer
- Reach Height (Max)
- Platform Height (Max)
- Length (Stowed)
- Deck Extension
- Closed Height (Stowed)
- Width
- Lifting Capacity
- Weight
- Power Supply
- Tyres
- Ideal Ground Conditions
- IPAF Licence Category

LM7PE
Power Tower
Reach Height (Max) **4.2m**
Platform Height (Max) **2.2m**
Length (Stowed) **1.28m**
Deck Extension **N/A**
Closed Height (Stowed) **1.94m**
Width **0.7m**
Lifting Capacity **150kg**
Weight **305kg**
Power Supply **Manual**
Tyres **Non Marking**
Ideal Ground Conditions **Flat / Slab**
IPAF Licence Category **PAV**

ECOLIFT
(PUSH AROUND)

LE20VM
Genie
Reach Height (Max) **8.02m**
Platform Height (Max) **6.02m**
Length (Stowed) **1.35m**
Deck Extension **0.51m**
Closed Height (Stowed) **1.98m**
Width **0.80m**
Lifting Capacity **159kg**
Weight **1112kg**
Power Supply **Battery**
Tyres **Non Marking**
Ideal Ground Conditions **Flat / Slab**
IPAF Licence Category **3a**

GR20

SE3232
Genie
Reach Height (Max) **11.75m**
Platform Height (Max) **9.75m**
Length (Stowed) **2.44m**
Deck Extension **0.91m**
Closed Height (Stowed) **2.03m**
Width **0.81m**
Lifting Capacity **227kg**
Weight **2352kg**
Power Supply **Battery**
Tyres **Non Marking**
Ideal Ground Conditions **Flat / Slab**
IPAF Licence Category **3a**

3232

SD3268
Skyjack
Reach Height (Max) **11.75m**
Platform Height (Max) **9.75m**
Length (Stowed) **3.35m**
Deck Extension **1.52m**
Closed Height (Stowed) **1.75m**
Width **1.72m**
Lifting Capacity **454kg**
Weight **3655kg**
Power Supply **Diesel**
Tyres **Foam Filled**
Ideal Ground Conditions **Rough Terrain**
IPAF Licence Category **3a**

6832RT

- Group Code
- Manufacturer
- Reach Height (Max)
- Platform Height (Max)
- Length (Stowed)
- Deck Extension
- Closed Height (Stowed)
- Width
- Lifting Capacity
- Weight
- Power Supply
- Tyres
- Ideal Ground Conditions
- IPAF Licence Category

LP9TN
Power Tower
Reach Height (Max) **4.5m**
Platform Height (Max) **2.5m**
Length (Stowed) **1.2m**
Deck Extension **N/A**
Closed Height (Stowed) **1.56m**
Width **0.75m**
Lifting Capacity **200kg**
Weight **285kg**
Power Supply **Battery**
Tyres **Non Marking**
Ideal Ground Conditions **Flat / Slab**
IPAF Licence Category **PAV**

NANO
(PUSH AROUND)

SE3246
Skyjack
Reach Height (Max) **11.75m**
Platform Height (Max) **9.75m**
Length (Stowed) **2.31m**
Deck Extension **1.22m**
Closed Height (Stowed) **1.88m**
Width **1.17m**
Lifting Capacity **317kg**
Weight **2300kg**
Power Supply **Battery**
Tyres **Non Marking**
Ideal Ground Conditions **Flat / Slab**
IPAF Licence Category **3a**

4632

SD3384
Genie
Reach Height (Max) **12.06m**
Platform Height (Max) **10.06m**
Length (Stowed) **4.88m**
Deck Extension **1.52m front / 1.22m rear**
Closed Height (Stowed) **2.00m**
Width **2.13m**
Lifting Capacity **1134kg**
Weight **3205kg**
Power Supply **Diesel**
Tyres **Foam Filled**
Ideal Ground Conditions **Rough Terrain**
IPAF Licence Category **3a**

3884RT



BATTERY SCISSORS

Straight up - Low level access and scissor lifts

LOW LEVEL

BATTERY SCISSORS

DIESEL SCISSORS

- Group Code
- Manufacturer
- Reach Height (Max)
- Platform Height (Max)
- Length (Stowed)
- Deck Extension
- Closed Height (Stowed)
- Width
- Lifting Capacity
- Weight
- Power Supply
- Tyres
- Ideal Ground Conditions
- IPAF Licence Category

LE9TN
Power Tower
NANO SP

4.5m
2.5m
1.2m
0.5m
1.59m
0.75m
200kg
478kg
Battery
Non Marking
Flat / Slab
3a

SE1932
Skyjack
3219

7.8m
5.8m
1.78m
0.91m
1.64m
0.81m
227kg
1312kg
Battery
Non Marking
Flat / Slab
3a

SE3268
Skyjack
6832 RTE

11.75m
9.75m
3.35m
1.52m
1.75m
1.76m
454kg
3844kg
Battery
Non Marking
Rough Terrain
3a

SD4069
Genie
4069RT

14.12m
12.12m
3.76m
1.52m
2.08m
1.75m
363kg
5136kg
Diesel
Foam Filled
Rough Terrain
3a

- Group Code
- Manufacturer
- Reach Height (Max)
- Platform Height (Max)
- Length (Stowed)
- Deck Extension
- Closed Height (Stowed)
- Width
- Lifting Capacity
- Weight
- Power Supply
- Tyres
- Ideal Ground Conditions
- IPAF Licence Category

LP11PT
Power Tower
POWER TOWER (PUSH AROUND)

5.10m
3.10m
1.6m
N/A
1.85m
0.78m
250kg
342kg
Battery
Non Marking
Flat / Slab
PAV

SE2032
Skyjack
3220

8.10m
6.10m
2.32m
0.91m
1.73m
0.84m
408kg
1594kg
Battery
Non Marking
Flat / Slab
3a

SE3947
Skyjack
4740

13.80m
11.8m
2.4m
0.90m
1.99m
1.19m
350kg
2985kg
Battery
Non Marking
Flat / Slab
3a

Not sure what product is best?

Get in touch and our team will happily help advise.
Call 02392 604 351

- Group Code
- Manufacturer
- Reach Height (Max)
- Platform Height (Max)
- Length (Stowed)
- Deck Extension
- Closed Height (Stowed)
- Width
- Lifting Capacity
- Weight
- Power Supply
- Tyres
- Ideal Ground Conditions
- IPAF Licence Category

LE12VM
Skyjack
SJ12

5.65m
3.65m
1.37m
0.41m (Traversing)
1.79m
0.77m
227kg
864kg
Battery
Non Marking
Flat / Slab
3a

SE2632
Skyjack
3226

9.92m
7.92m
2.32m
0.91m
1.91m
0.84m
227kg
1890kg
Battery
Non Marking
Flat / Slab
3a

SE4549
Dingli
JCPT 1612 DC

15.7m
13.7m
2.84m
N/A
2.59m
1.25m
250kg
3180kg
Battery
Non Marking
Flat / Slab
3a

SD4188
Skyjack
8841RT 9250RT

14.5m
12.5m
3.71m
1.22m x2
2.22m
2.2m
681kg
6173kg
Diesel
Foam Filled
Rough Terrain
3a

Straight up - Low level access and scissor lifts



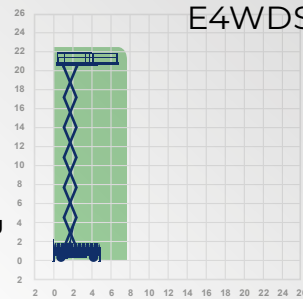
LOW LEVEL

BATTERY SCISSORS

Group Code
 Manufacturer
 Reach Height (Max)
 Platform Height (Max)
 Length (Stowed)
 Deck Extension
 Closed Height (Stowed)
 Width
 Lifting Capacity
 Weight
 Power Supply
 Tyres
 Ideal Ground Conditions
 IPAF Licence Category

SE6749
AB Lift
22.5m
20.5m
4.6m
1.8m
2.97m
1.25m
600kg
11000kg
Battery
Non Marking
Flat / Slab
3a

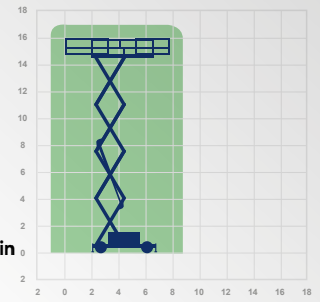
AB LIFT S225-12
 E4WDS



DIESEL SCISSORS

SD5092
Skyjack
17.24m
15.24m
4.47m
1.53m x2
2.29m
2.34m
681kg
7407kg
Diesel
Foam Filled
Rough Terrain
3a

9250RT



Transformer and lead



Hiring an Electric or Bi-Energy platform?

Add a transformer and lead to your order so you can charge your machine.

Up and over - Articulating boom

BATTERY BOOMS

BI-ENERGY BOOMS

DIESEL BOOMS

Group Code
 Manufacturer
 Reach Height (Max)
 Platform Height (Max)
 Length (Stowed)
 Deck Extension
 Closed Height (Stowed)
 Width
 Lifting Capacity
 Weight
 Power Supply
 Tyres
 Ideal Ground Conditions
 Boom Configuration
 IPAF Licence Category

BE20M
JLG
TOUCAN 8

8.15m
 6.15m
 2.39m
 2.09m
 1.99m
 0.99m
 200kg
 2120kg
 Battery
 Non Marking
 Flat / Slab
 Mast with jib
 3b

BB34A
Niftylift
HR12N

12.2m
 10.2m
 6.1m
 4.1m
 1.9m
 1.5m
 200kg
 3100kg
 Bi-energy
 Non Marking
 Flat / Slab
 Articulated
 3b

BB51A
Niftylift
HR17N

17.0m
 15.0m
 9.7m
 4.93m
 1.99m
 1.5m
 225kg
 7650kg
 Bi-energy
 Non Marking
 Flat / Slab
 Articulated With Jib
 3b

BD46A
Skyjack
SJ46AJ 4X4

16.15m
 14.15m
 8.13m
 6.5m
 2.07m
 2.24m
 227kg
 6981kg
 Diesel
 Foam Filled
 Rough Terrain
 Articulated With Jib
 3b

Group Code
 Manufacturer
 Reach Height (Max)
 Platform Height (Max)
 Length (Stowed)
 Deck Extension
 Closed Height (Stowed)
 Width
 Lifting Capacity
 Weight
 Power Supply
 Tyres
 Ideal Ground Conditions
 Boom Configuration
 IPAF Licence Category

BE26M
Haulotte
STAR 10

10.0m
 8.0m
 3.0m
 2.7m
 1.99m
 1.0m
 200kg
 2735kg
 Battery
 Non Marking
 Flat / Slab
 Mast With Jib
 3b

BB34A-RT
Niftylift
HR12RT 4X4

12.2m
 10.2m
 6.1m
 4.1m
 1.95m
 1.6m
 200kg
 3470kg
 Bi-energy
 Non Marking
 Flat / Slab
 Articulated With Jib
 3b

BB51A-RT
Niftylift
HR17RT 4X4

17.2m
 15.2m
 9.4m
 6.35m
 2.1m
 2.0m
 225kg
 5000kg
 Bi-energy
 Foam Filled
 Rough Terrain
 Articulated With Jib
 3b

BD62A
Niftylift
HR21 4X4

20.8m
 18.8m
 12.8m
 5.3m
 2.15m
 2.27m
 225kg
 6500kg
 Diesel
 Foam Filled
 Rough Terrain
 Articulated With Jib
 3b

Group Code
 Manufacturer
 Reach Height (Max)
 Platform Height (Max)
 Length (Stowed)
 Deck Extension
 Closed Height (Stowed)
 Width
 Lifting Capacity
 Weight
 Power Supply
 Tyres
 Ideal Ground Conditions
 Boom Configuration
 IPAF Licence Category

BE30A
Skyjack
Z30

11.0m
 9.0m
 6.25m
 5.44m
 2.01m
 1.19m
 227kg
 5750kg
 Battery
 Non Marking
 Flat / Slab
 Articulated W. Rotating Jib
 3b

BB45N
Niftylift
HR15N

15.5m
 13.5m
 9.7m
 4.93m
 1.9m
 1.5m
 225kg
 7250kg
 Bi-energy
 Non Marking
 Flat / Slab
 Articulated With Jib
 3b

BB62A
Niftylift
HR21 HYBRID

20.8m
 18.8m
 12.8m
 5.3m
 2.15m
 2.27m
 225kg
 6500kg
 Bi-energy
 Non Marking
 Rough Terrain
 Articulated With Jib
 3b

BD60A
Skyjack
SJ63AJ 4X4

21.38m
 19.38m
 12.19m
 9.14m
 2.54m
 2.44m
 227kg
 9979kg
 Diesel
 Foam Filled
 Rough Terrain
 Articulated With Jib
 3b

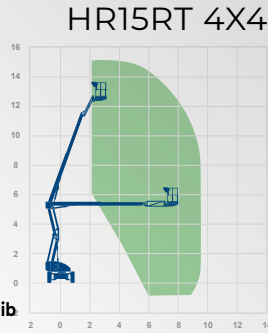
Up and over - Articulating boom



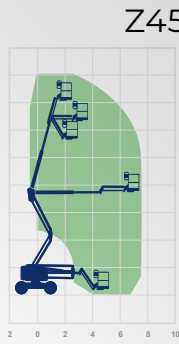
Group Code
 Manufacturer
 Reach Height (Max)
 Platform Height (Max)
 Length (Stowed)
 Deck Extension
 Closed Height (Stowed)
 Width
 Lifting Capacity
 Weight
 Power Supply
 Tyres
 Ideal Ground Conditions
 Boom Configuration
 IPAF Licence Category

Group Code
 Manufacturer
 Reach Height (Max)
 Platform Height (Max)
 Length (Stowed)
 Deck Extension
 Closed Height (Stowed)
 Width
 Lifting Capacity
 Weight
 Power Supply
 Tyres
 Ideal Ground Conditions
 Boom Configuration
 IPAF Licence Category

BB45A-RT
 Niftylift
15.7m
13.7m
9.4m
6.35m
2.1m
2.0m
225kg
4800kg
 Bi-energy
 Foam Filled
 Rough Terrain
 Articulated With Jib
3b

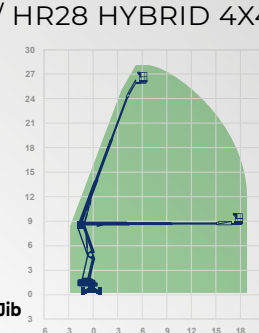


BB46A
 Genie
15.94m
13.94m
7.65m
6.83m
2.0m
1.79m
227kg
7620kg
 Bi-energy
 Foam Filled
 Rough Terrain (Flat / Slab)
 Articulated With Jib
3b



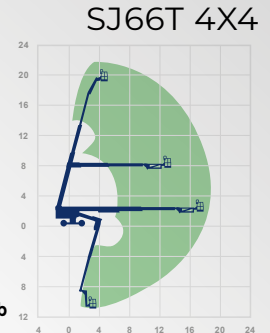
BI-ENERGY BOOMS

BB28A 4X4 / HR28 HYBRID 4X4
 Niftylift
28.0m
26.0m
19.0m
7.3m
2.7m
2.49m
280kg
14650kg
 Bi-energy
 Non Marking
 Rough Terrain
 Articulated With Jib
3b

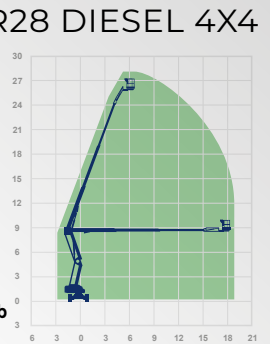


DIESEL BOOMS

BD65S
 Skyjack
22.12m
20.12m
17.37m
10.34m
2.57m
2.44m
227kg
12800kg
 Diesel
 Foam Filled
 Rough Terrain
 Articulated With Jib
3b



BB85A
 Niftylift
28.0m
26.0m
19.0m
9.28m
2.7m
2.49m
280kg
14650kg
 Diesel
 Foam Filled
 Rough Terrain
 Articulated With Jib
3b



Next day delivery options available.
 Give us a call to find out more.

HARNESSES



IPAF strongly recommend using a harness with short lanyard in boom type platforms.

Save 25%
 on our IPAF approved kit with any booking!

Can't see a suitable machine or need a tracked spider boom or operated truck mount? Contact us and we'll help you find a solution.

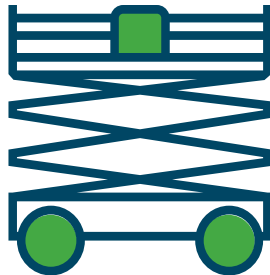
If you are a regular hirer we can arrange for a rate card to make ordering faster and hassle-free.



02392 604 351



poweredaccess@awsnationwide.com



Making access hire simple, fast and reliable

AWS Nationwide has a long history of successful partnerships within the fit-out and construction sectors, working on multiple fast-track projects. We offer a national account facility with the ability to hire any equipment or waste management services and have them delivered to anywhere in the UK, simply by dialling one number.

Just contact our dedicated customer service team and we'll do the rest.



Tools. Waste. Sorted.

Providing a comprehensive range of **tool, equipment and plant hire** plus expert **waste management** services.

AWS Nationwide

Nationwide House
2 Frankton Way
Gosport, Hampshire
PO12 1FR

awsnationwide.com